


Email Registration

Registering your ParentMail account can be done in minutes!


Step 1 – Receiving the registration email

You should have received an email that looks like this:



If you have received this email click 'Register'.

If you have already registered with ParentMail, your email may look slightly different (see screenshot below)




If you haven't received either email, please contact the school and ask them to resend the registration. Please note, the email could also be hiding in your junk folder, so please log in directly to your inbox rather than using a supporting APP, so that you can check all possible folders.

Step 2 – Registering your account

Once you have clicked 'Register' or "Manage Your Connections' you should see this window:

Brierley Primary School



Primary School is using ParentMail for their communications.
They have sent you a registration request to receive communications for **Sam Burridge**.

Add Sam Burridge

I already have a ParentMail PMX account
Add Sam Burridge to my existing ParentMail account. >

I don't have a ParentMail PMX account
Add Sam Burridge to a new ParentMail account. >


If you are registering, select "I don't have a ParentMail PMX account".

If you have already registered and are managing your connections, select "I already have a ParentMail PMX account"

I don't have a ParentMail PMX account

Once you have selected this option, you will need to enter the date of birth for your child. Simply type in the DOB, or use the arrow on the far right to select from the calendar.

Verification



For security we need to verify that you should be connected to **Sam Burridge**.

Please enter Sam Burridge's date of birth below:

dd/mm/yyyy

✕ ▲▼ ▼

[Verify Now...](#)

Once you have entered the date of birth, select Verify Now...

Your Details



Thanks, that date of birth matched our records.

Finally we just want to check we have the correct details **for you**. Please take a look over these and change anything that's incorrect.

Please verify your details below:

Email Address

jeremy.burridge@mailinator.com

Confirm Email

jeremy.burridge@mailinator.com

Mobile Number

Title

Mr ▼

First Name

Jeremy

Last Name

Burridge

Please enter a password below:

New ParentMail Password

.....

Confirm ParentMail Password

.....|

[Complete Registration](#)

You will now need to check that your details are correct – if not, you can simply type over the information we have for you. You will then need to create your password. Once done, simply select 'Complete Registration'.

Success



Thanks, messages for Sam Burrige have been added to your account, let's take you to your ParentMail message feed now!



Success! You will now receive messages for all your child/ren at this school. Click 'Let's Go' to visit your ParentMail feed – and don't forget to download the free mobile App so that you can pick up messages on the go!

I already have a ParentMail PMX account

Once you have selected this option, you will need to enter the date of birth for your child. Simply type in the DOB, or use the arrow on the far right to select from the calendar.

Verification



For security we need to verify that you should be connected to **Holly Burridge**.

Please enter Holly Burridge's date of birth below:

dd/mm/yyyy
02/02/2002

Verify Now...

Once you have entered the date of birth, select Verify Now...

Login



Login to your ParentMail account to receive messages for **Holly Burridge**.

Please enter your email address and password below:

Email Address

youremailaddress@email.co.uk

Password

.....

Login

[Forgot your Password?](#)

Next, please check your email address and password and then select Login. If you can't remember your password, select "Forgot your Password?"

Success



Thanks, messages for Holly Burrige have been added to your account, let's take you to your ParentMail message feed now!



Success! You will now receive messages for all your child/ren at this school. Click 'Let's Go' to visit your ParentMail feed – and don't forget to download the free mobile App so that you can pick up messages on the go.

Step 3 – Download the ParentMail App

If you have an iPhone or Android device we recommend you download the free parent App to pick up school messages instantly!

If you are logged in on a computer, your feed will look like the image below:

The ParentMail App has been updated!

Great news! Parents are now able to make online payments through the Android App (and on iPhone in the next few days!) which means you can pay for items such as school trips, uniform, tickets for events and more using your debit card, credit card or using PayPal. Read more about the update by clicking "View More" below...


[View More](#)

Posted 08 December 2015 10:46 by ParentMail

 Email

 SMS


 Forms

 Meetings and Events

 Parent's Evening

 Payments

 Payment History

 System Messages

 Starred

 Deleted

Don't worry if you can't see any messages in your feed yet – it may be that your school hasn't sent you any messages! Once they begin sending communications home through ParentMail, you will see notification badges appear on each application. (Shown Below)



Email

2



SMS



Forms

1



Meetings and Events



Parent's Evening

1



Payments