






## Home learning ideas: Elizabethans

Choose a task for each week of the term. We want you to be engaged with your homework so there is a lot of choice for you. You can either share your work electronically or add to your homework book.

History	Art	Get Active	PSHE
<p><b>Elizabethan England</b> Research what life was like in England during Elizabethan time period</p>	<p><b>Create a theatre poster</b> Create a poster advertising the performance for <i>The Tempest</i></p> 	<p><b>Perform for Family</b> Choose a scene from <i>The Tempest</i> and perform it in front of friends of family.</p> 	<p><b>Strengths</b> Think and reflect on what your strengths are What are you good at? What are the things you enjoy? What are your positive qualities?</p>
<p><b>Menu designing</b> Research the foods people ate during the Elizabethan times. Create a menu for a feast</p> 	<p><b>Mask making challenge</b> Design and make a mask for a character from <i>The Tempest</i> for their performance</p>	<p><b>Walk</b> Go for a nature walk and explore the natural world around you. What new species of plants or animals do you discover?</p> 	<p><b>Bravery challenge</b> Try something that feels a little challenging this week. Write or draw how you felt before and after the challenge</p>
<p><b>William Shakespeare</b> Research and create a fact file on William Shakespeare</p> 	<p><b>Costume Design</b> Design a costume for a character from <i>The Tempest</i> to wear during their performance</p>	<p><b>Obstacle course</b> Design and create an obstacle course. Get someone to try it out.</p>	<p><b>Trusted Adults</b> Think and reflect this week who are your trusted adults are and when would you speak to them</p> 